

Asia-Pacific 2022 Hospital Priorities Survey: Strategic Implications for Healthcare Providers

April 2022

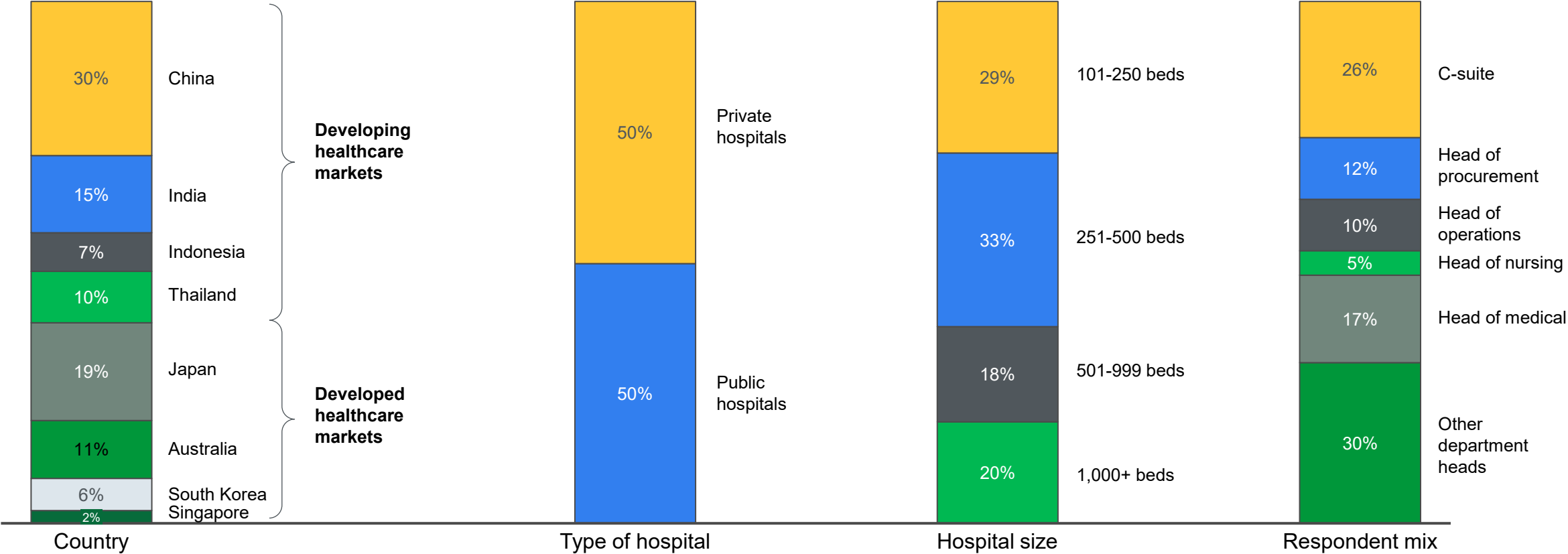
These materials are intended to supplement a discussion with L.E.K. Consulting.
The contents of the materials are confidential and subject to obligations of non-
disclosure. Your attention is drawn to the full disclaimer contained in this document.



L.E.K. Consulting sponsors a unique analysis of hospital priorities in APAC; our third annual study engaged more than 400 hospital executives across public and private providers in eight key markets

L.E.K. Hospital Priorities Survey respondent mix

Percentage of respondents (N=406)



Note: APAC – Asia-Pacific
Source: L.E.K. 2022 APAC Hospital Priorities Survey conducted in November-December 2021

Compared to our last edition, hospitals across the region are in a better financial position, with priorities shifting from COVID-19 recovery to improving safety/operations; digital remains a top priority



Financial outlook

Although hospitals are currently facing financial challenges, both private and public hospitals indicate a paced recovery; most providers expect to deliver more elective procedures this year than before the pandemic



Strategic priorities

Priorities have shifted from implementing COVID-19 recovery measures towards operational and care enhancement strategies, with spending redirected to building physical and digital infrastructure



Digitalisation and innovation

In line with last year’s edition, most hospitals are indicating a strong focus on digitalisation and innovation, focusing on various digital solutions to increase operational efficiency and patient satisfaction

Hospitals have been showing resilience with a positive trend towards full recovery; for most hospitals, elective surgeries are back to pre-pandemic levels with a strong outlook for 2022

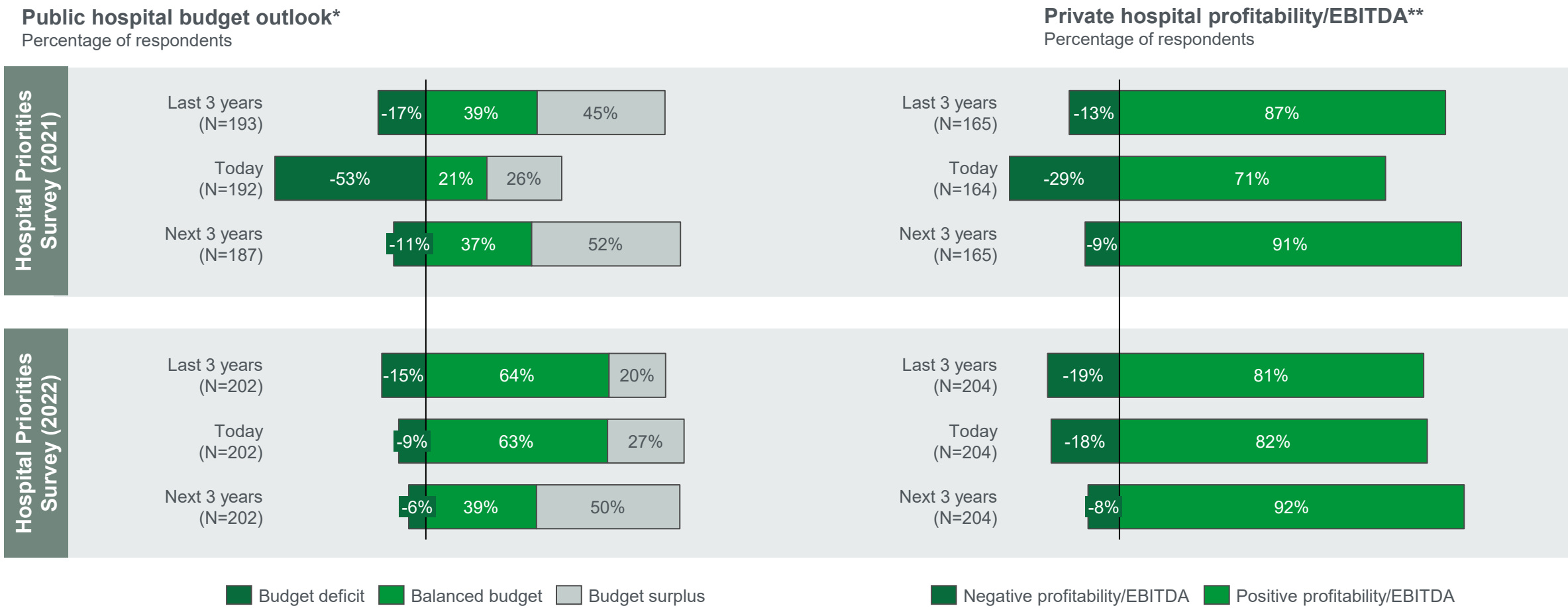


Financial outlook

- Hospitals have been showing resilience, with 80%-90% of hospitals achieving a balanced budget or positive EBITDA margin, thus indicating recovery from COVID-19 impact since 2020, albeit slower for larger private hospitals
- Hospitals across the region are expecting a strong bounceback in revenue this year, with the number of elective procedures expected to exceed pre-pandemic levels
- However, to maintain/accelerate the pace of recovery, hospitals indicate a greater need for near-term funding to ensure business sustainability, together with a need to focus on reducing the cost of doing business

80%-90% of hospitals have achieved a balanced budget or positive EBITDA margin, indicating recovery from COVID-19 impact since 2020

1 Financial outlook



*Survey question: 'What is the level of budget surplus/deficit incurred by your hospital today?' Responses with 'I do not know/prefer not to disclose' have been excluded.
**Survey question: 'What is the EBITDA margin/profitability level of your hospital?' Responses with 'I do not know/prefer not to disclose' have been excluded.
Source: L.E.K. 2021 and 2022 APAC Hospital Priorities Surveys

Although private hospitals have an optimistic budget outlook, ~20% of large private hospitals are currently facing budget deficits, indicating a slow recovery

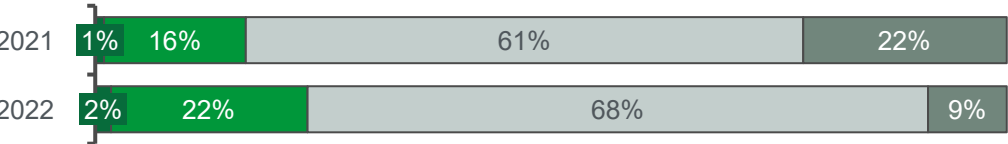
1 Financial outlook

Private hospitals — profitability/EBITDA margin outlook

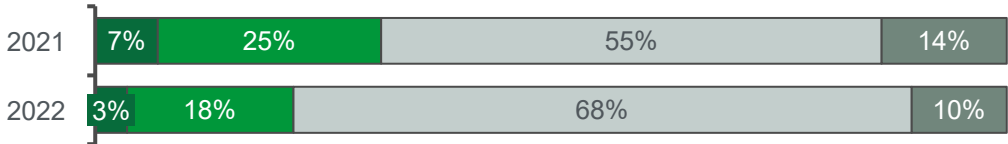
Medium-size private hospitals (≤500 beds) in APAC*

Percentage of respondents

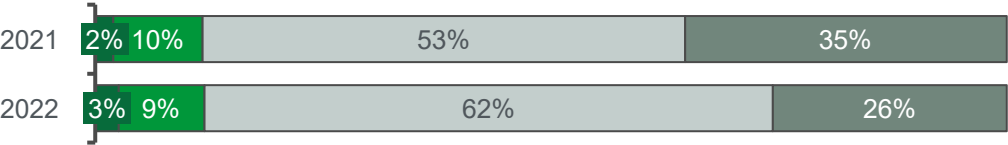
Last 3 years (N=116)



Present (N=115)



Next 3 years (N=117)



■ ≤ -10% margin ■ -9.9% to 0 margin ■ 0 to 9.9% margin ■ >10% margin

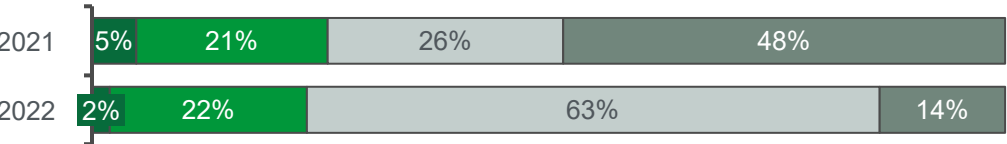
Large-size private hospitals (>500 beds) in APAC*

Percentage of respondents

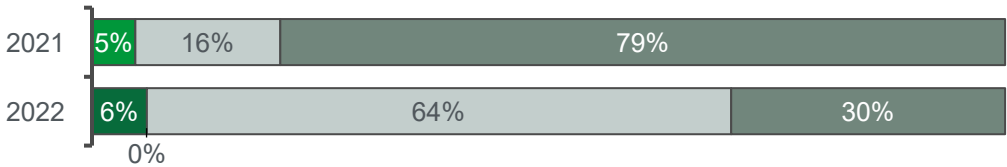
Last 3 years (N=51)



Present (N=51)



Next 3 years (N=50)



*Survey question: 'What is the EBITDA margin/profitability level of your hospital?' Responses with 'I do not know/prefer not to disclose' have been excluded.

Source: L.E.K. 2021 and 2022 APAC Hospital Priorities Surveys

Public hospitals show better budget outlook in the near term in light of increased government funding; currently, less than 15% of medium-size or large hospitals are facing budget deficits

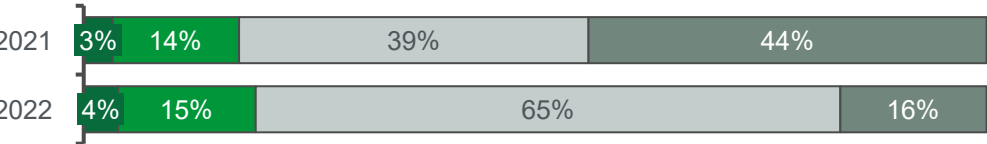
1 Financial outlook

Public hospitals — budget outlook

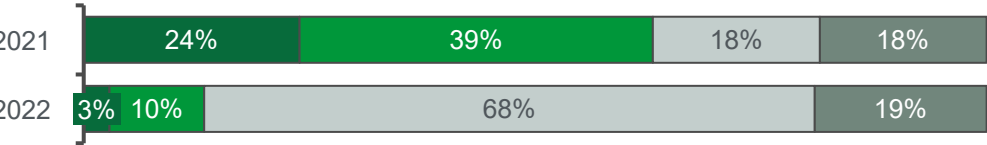
Medium-size public hospitals (≤500 beds) in APAC*

Percentage of respondents

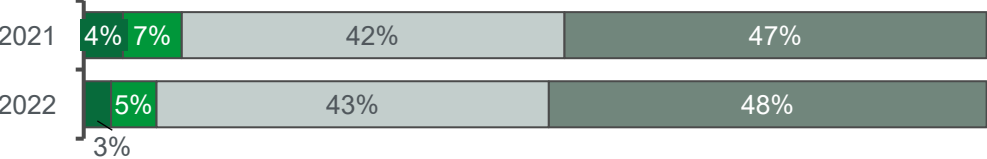
Last 3 years (N=105)



Present (N=105)



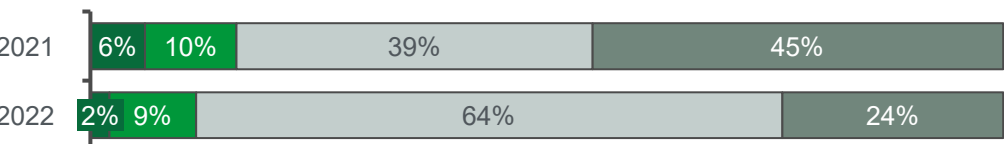
Next 3 years (N=99)



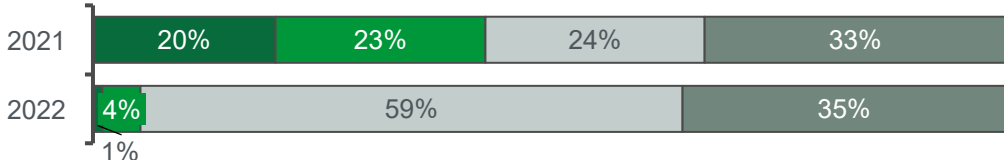
Large-size public hospitals (>500 beds) in APAC*

Percentage of respondents

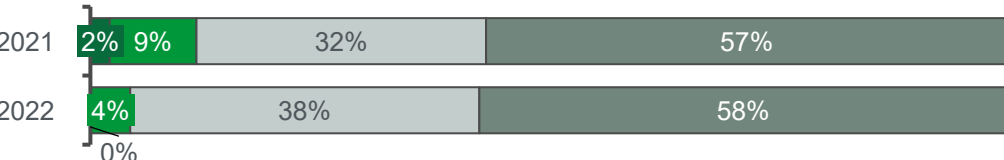
Last 3 years (N=51)



Present (N=51)



Next 3 years (N=50)

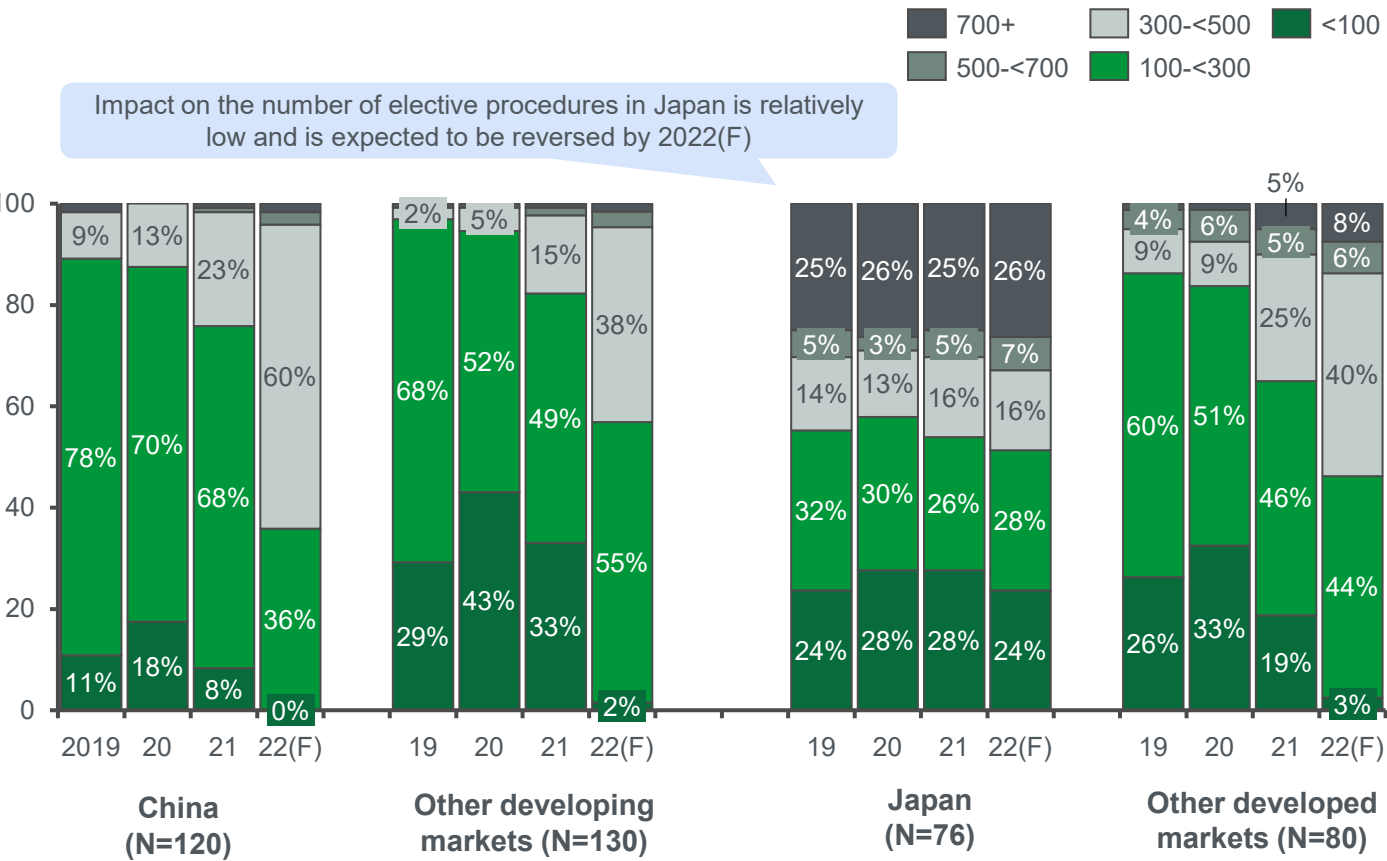


*Survey question: "What is the EBITDA margin/profitability level of your hospital?" Responses with 'I do not know/prefer not to disclose' have been excluded.
Source: L.E.K. 2021 and 2022 APAC Hospital Priorities Surveys

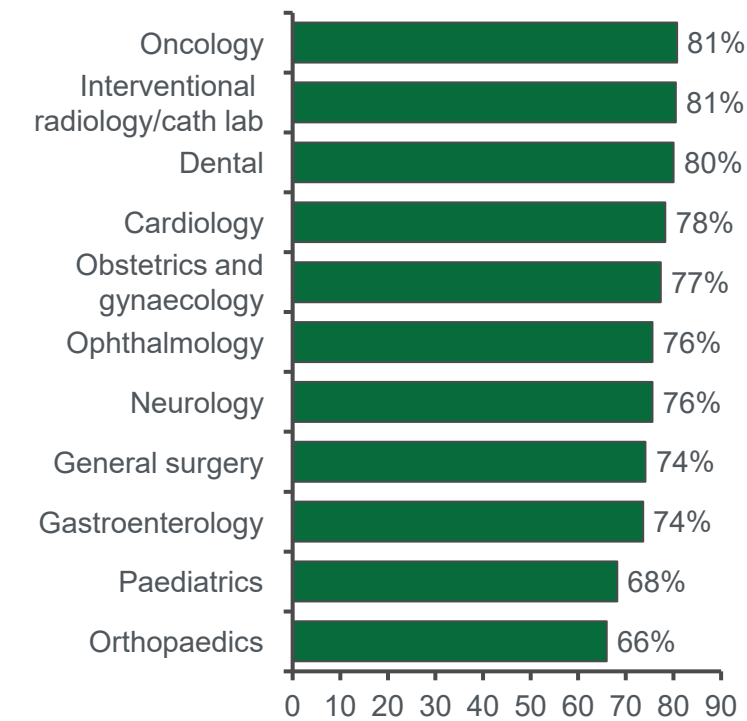
Across most APAC hospitals, elective procedure volumes have mostly returned to pre-pandemic levels, with growth expected over coming years

1 Financial outlook

Number of elective procedures per month performed/expected each year*
Percentage of respondents



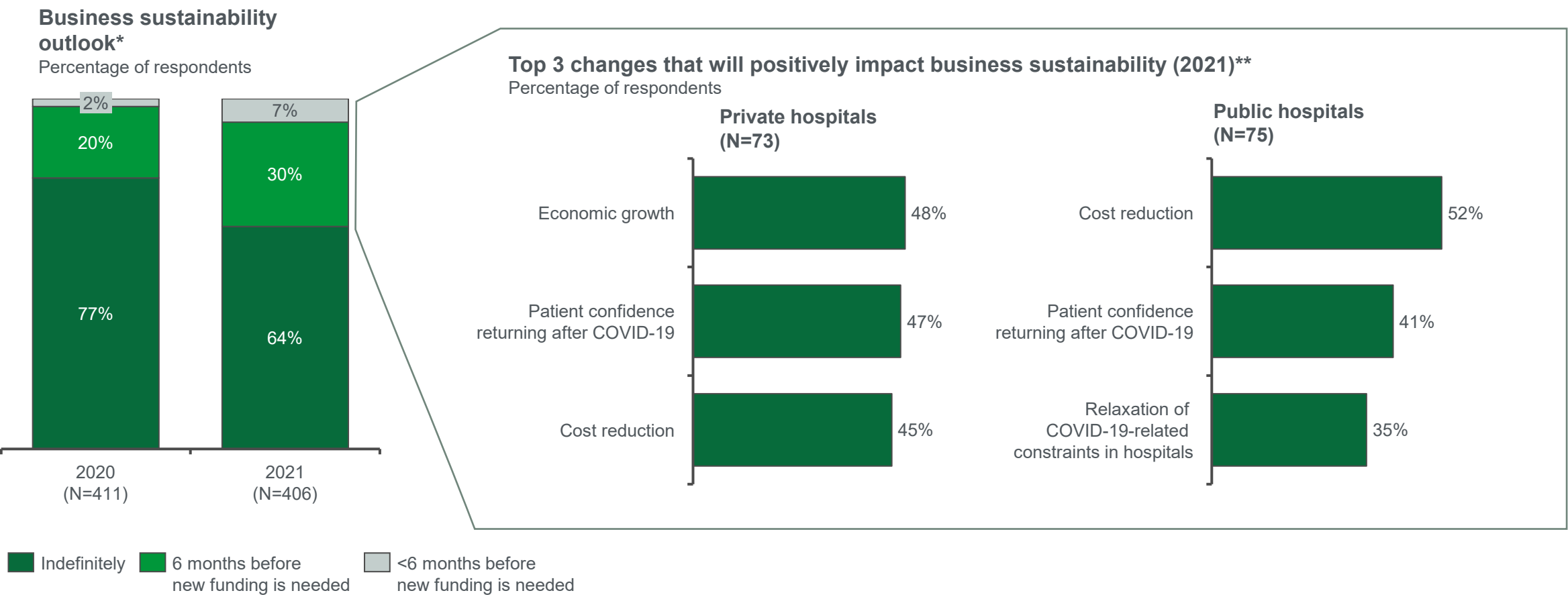
Departments recovered to pre-COVID-19 levels of operations in terms of number of elective procedures*
Percentage of respondents



*Survey question: 'How many elective surgeries did your hospital perform/do you expect your hospital to perform over the following time period (monthly figures)?' Other developed markets include South Korea, Australia and Singapore. Other developing markets include India, Indonesia and Thailand.
Source: L.E.K. 2022 APAC Hospital Priorities Survey

Compared to 2020, hospitals now show greater need for funding for business sustainability; economic growth and reduced cost can result in positive impact

1 Financial outlook



*Survey question: 'At current rates of profitability, how long is the business sustainable for?'
**Survey question: 'What changes would have a positive impact on business sustainability?' (Asked only for respondents who indicated a need for funding to sustain business moving forward.)
Source: L.E.K. 2021 and 2022 APAC Hospital Priorities Surveys

With a positive outlook, hospitals are focusing on operational and clinical improvements; hospitals are now focusing spend on infrastructure and therapeutics



Strategic priorities

- As hospitals recover from COVID-19 impact, priorities are shifting from implementing COVID-19 recovery measures such as emergency preparedness towards healthcare safety, operational and care enhancement strategies
- These translate to building physical and digital infrastructure and innovative drugs and therapies as the top spending priorities
- In line with the shift in strategies, care enhancement priorities are shifting from building free-standing outpatient centres outside of hospital settings to developing new facilities within hospitals for patient treatment

As market dynamics evolve, strategic priorities have shifted from COVID-19 recovery towards better healthcare worker safety, improved clinical outcomes and workflow optimisation

2 Strategic priorities

Strategic priorities over the next 3 years*

Percentage of respondents that chose “6” and “7” (1=not at all important, 7=very important)

■ Pandemic response
 ■ Care enhancement
■ Operational enhancement
 ■ Top 2 rank

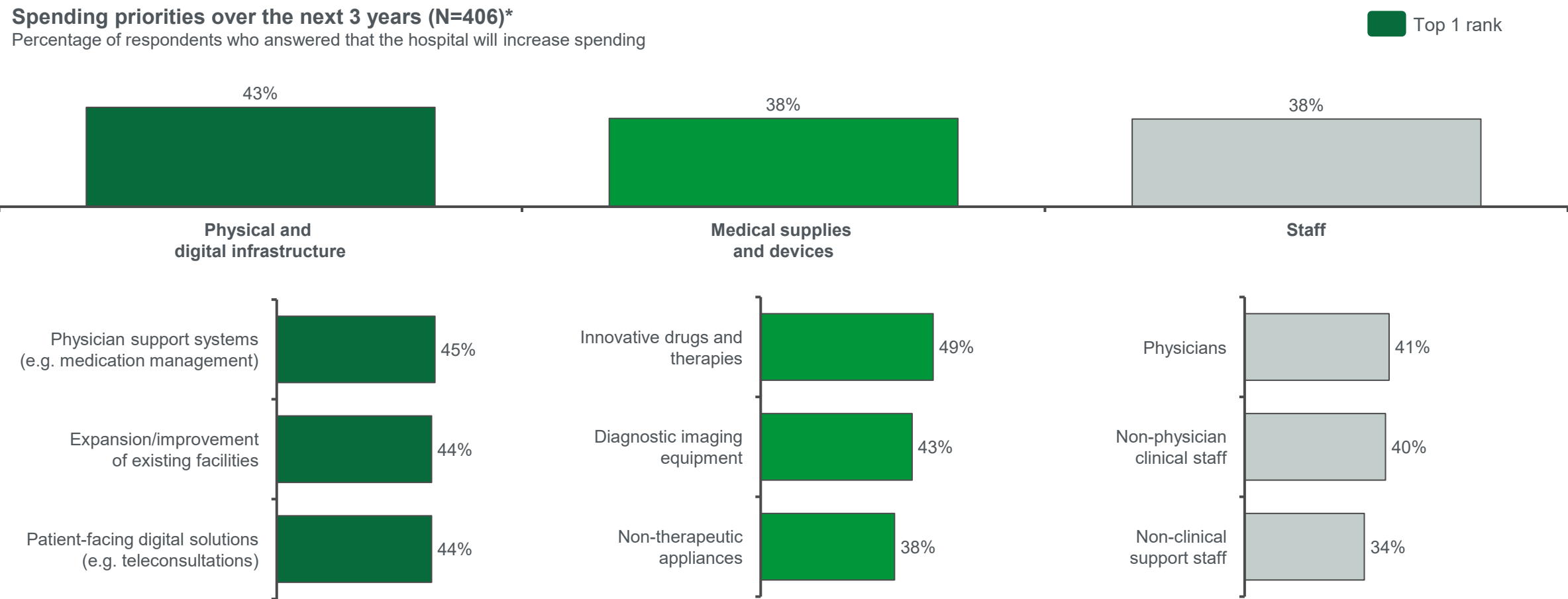
Rank (2022)	Strategic priorities	Overall (N=406)	China (N=120)	Japan (N=76)	South Korea (N=25)	Australia (N=45)	Singapore (N=10)	India (N=60)	Thailand (N=40)	Indonesia (N=30)	Rank change (from 2021)
#1	Improving healthcare worker safety	70%	70%	66%	60%	76%	80%	73%	68%	77%	+2 ↑
#2	Improving clinical outcomes	69%	76%	49%	64%	67%	70%	78%	73%	73%	+2 ↑
#3	Improving labour efficiency/workflow optimisation	63%	58%	59%	56%	69%	90%	72%	60%	67%	+2 ↑
#4	Reducing acquisition costs of capital equipment	63%	63%	55%	52%	64%	70%	68%	65%	67%	+4 ↑
#5	Reducing costs of medical supplies	61%	63%	58%	68%	51%	80%	65%	53%	63%	+1 ↑
#6	Standardisation of clinical care protocol within and across hospitals	59%	72%	38%	56%	47%	50%	73%	55%	60%	+3 ↑
#7	Investing in digital health capabilities (e.g. telehealth, AI-assisted image analysis)	58%	66%	25%	72%	67%	60%	65%	70%	60%	+8 ↑
#8	Investing in new IT systems	58%	66%	36%	72%	60%	70%	65%	55%	60%	+6 ↑
#9	Recovering from financial impact of COVID-19 (e.g. hospitals unable to open due to high infection rate)	58%	58%	51%	52%	62%	80%	57%	63%	63%	-7 ↓

*Survey question: ‘How important are the following strategic priorities for your hospital over the next 3 years? (Please rate the importance of each strategic priority on a scale of 1 to 7, where “1” means “not at all important” and “7” means “very important”).’

Source: L.E.K. 2021 and 2022 APAC Hospital Priorities Surveys

Over 40% of hospitals are expected to increase spending on physical and digital infrastructure; amongst medical supplies, spending on innovative drugs/therapy is expected to be the top priority

2 Strategic priorities

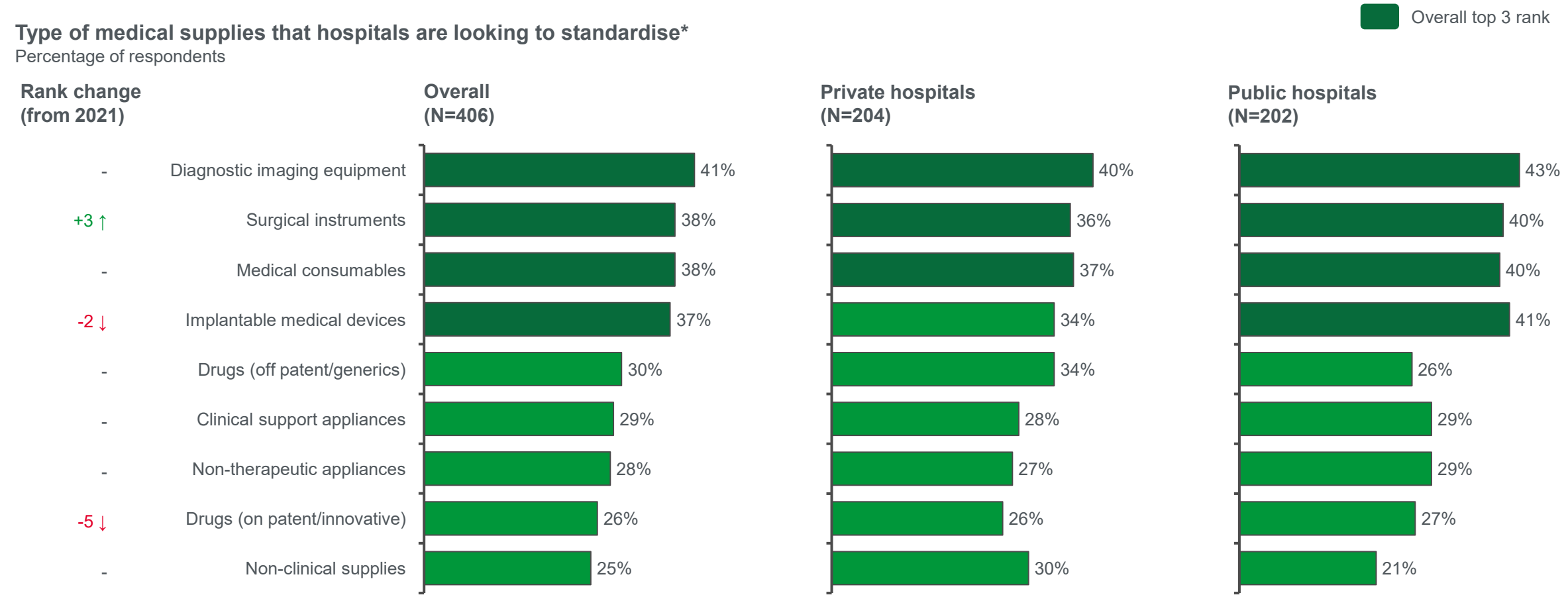


*Survey question: 'How do you expect your hospital's spending priorities on the following categories to change over the next 3 years?' Responses with 'I do not know' have been excluded; respondents who answered that the hospital will increase spending=respondents who chose '6' and '7' when the scale is 1=will definitely reduce spending and 7=will definitely increase spending; other spending priorities not in top 3, such as development of new facilities, implantable medical devices, surgical instruments, medical consumables, non-clinical supplies and clinical support appliances, have not been included in breakdown.

Source: L.E.K. 2022 APAC Hospital Priorities Survey

Operational enhancement: Hospitals are looking to standardise purchasing for diagnostic imaging equipment; standardising surgical instruments supply has also garnered greater interest

2 Strategic priorities



*Survey question: 'Please select top 3 medical supplies/equipment that your hospital is looking to standardise the purchasing of.'
Source: L.E.K. 2021 and 2022 APAC Hospital Priorities Surveys

Care enhancement: As hospitals recover from COVID-19 impact, priorities are shifting from building free-standing outpatient centres and home health services to building core infrastructures

2 Strategic priorities

Alternative sites of care that hospitals will work with/invest in during the next 3 years*

Percentage of respondents who ranked the respective site as top 3

 Top 2 rank

Rank (2022)	Alternative sites	Overall (N=406)	China (N=120)	Japan (N=76)	South Korea (N=25)	Australia (N=45)	Singapore (N=10)	India (N=60)	Thailand (N=40)	Indonesia (N=30)	Rank change (from 2021)
#1	Diagnostic imaging centres	37%	47%	13%	0%	44%	50%	50%	45%	33%	+4 ↑
#2	Rural health clinics	35%	46%	20%	44%	38%	30%	28%	45%	20%	+6 ↑
#3	Skilled nursing facilities (SNFs)	35%	39%	8%	56%	36%	30%	37%	43%	57%	+6 ↑
#4	Satellite emergency centres/ departments	30%	33%	8%	48%	20%	10%	42%	43%	37%	-
#5	Free-standing outpatient primary care clinics	23%	35%	12%	16%	27%	30%	25%	5%	27%	-2 ↓
#6	Home health services	21%	16%	32%	36%	13%	20%	17%	30%	10%	-4 ↓
#7	Free-standing specialist outpatient centres	20%	22%	18%	16%	20%	40%	8%	25%	30%	-6 ↓

*Survey question: 'Please select top 3 alternative sites of care that your hospital is looking to pursue over the next 3 years.'

Source: L.E.K. 2021 and 2022 APAC Hospital Priorities Surveys

Over 20% of APAC hospitals are using digital solutions to improve operational efficiencies and increase patient satisfaction; EMR is the top digital solution adopted



Digitalisation and innovation

- Hospitals are noting that the value of digital health goes beyond increasing revenue streams to improving operational efficiencies and increasing patient satisfaction
- Overall, electronic medical records (EMR), patient information and medication management systems are the top digital solutions being adopted
- Across most of APAC, over 20% of hospitals are using these digital solutions as part of standard care/administrative purposes
- However, there are concerns over patient data privacy and incompatibility between digital solutions
- Japan has been leading in the adoption of fundamental systems (e.g. EMR) but remains conservative in using patient-facing solutions and patient support systems

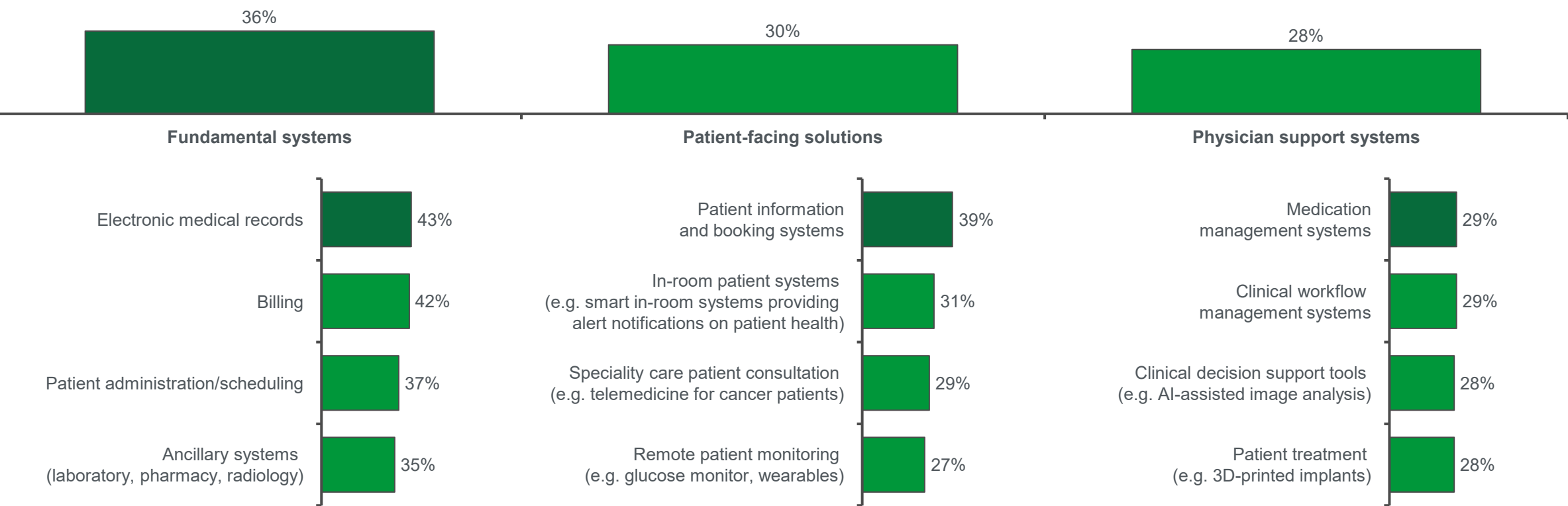
Overall, EMR, patient information and medication management systems are the top digital solutions being adopted; hospitals have been focusing on building the proper back-end IT systems

3 Digitalisation and innovation

Adoption of digital solutions*

Percentage of respondents 'currently using' digital solutions

Top 1 rank



*Survey question: 'Digitalisation of hospitals is gaining traction in many countries. What digital health solutions have you adopted/would you like to adopt?' Respondents who answered that the hospital is 'currently using' each digital solution.

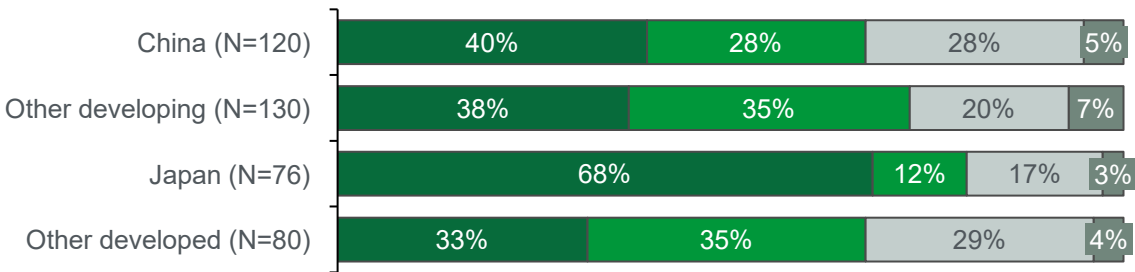
Source: L.E.K. 2022 APAC Hospital Priorities Survey

Across most APAC markets, 20%-40% of hospitals are using back-end IT systems; Japan is taking the lead with over 65% of hospitals adopting EMR systems

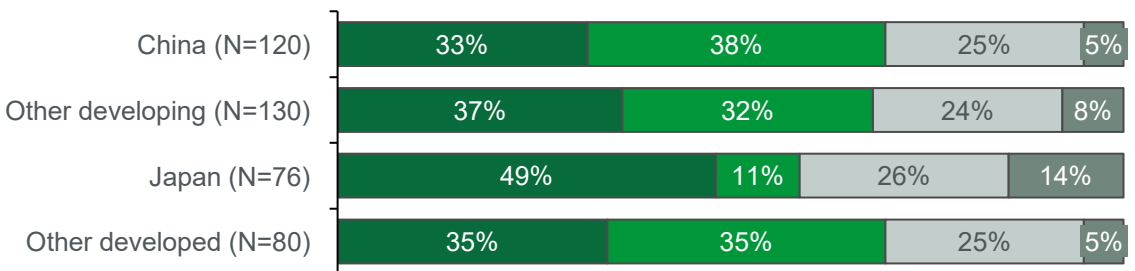
3 Digitalisation and innovation

Adoption of fundamental systems* Percentage of respondents

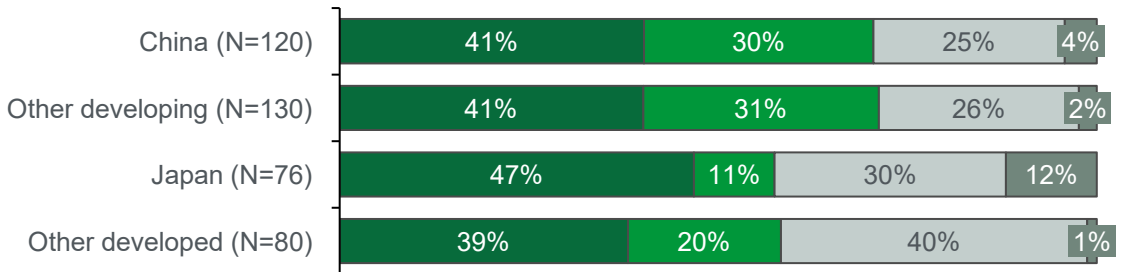
Electronic medical records



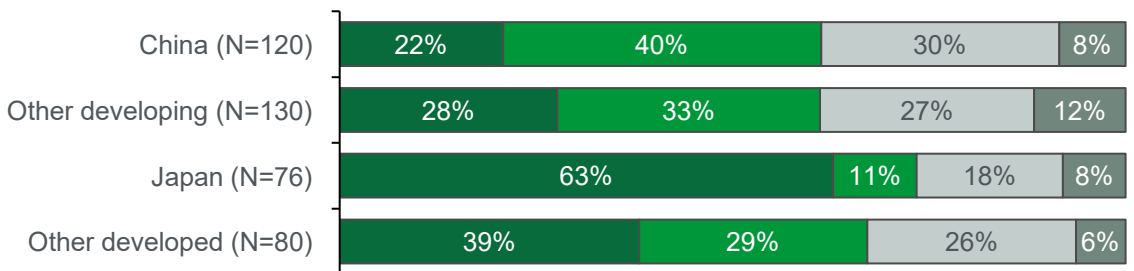
Patient administration/scheduling



Billing



Ancillary systems (e.g. laboratory systems, radiology information systems)



Currently using
Trialling
Interested, exploring how this can be adopted
Not a priority

*Survey question: 'Digitalisation of hospitals is gaining traction in many countries. What digital health solutions have you adopted/would you like to adopt?' Other developed markets include South Korea, Australia and Singapore. Other developing markets include India, Indonesia and Thailand.
Source: L.E.K. 2022 APAC Hospital Priorities Survey

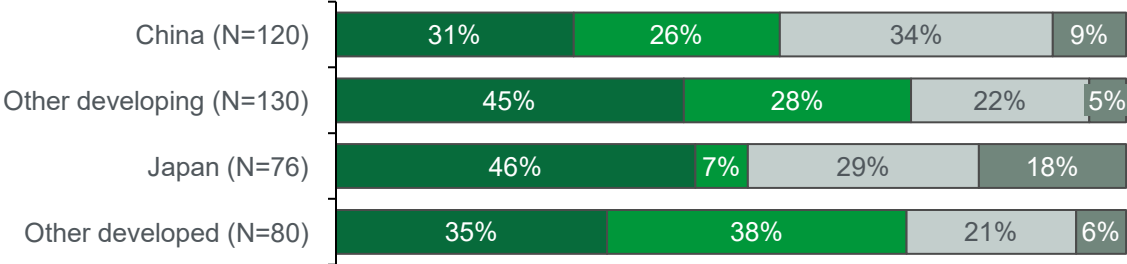
While across most hospitals in APAC, over 20% are currently using patient-facing digital solutions, Japan is noted to be conservative in adoption of these tools

3 Digitalisation and innovation

Adoption of patient-facing digital solutions*

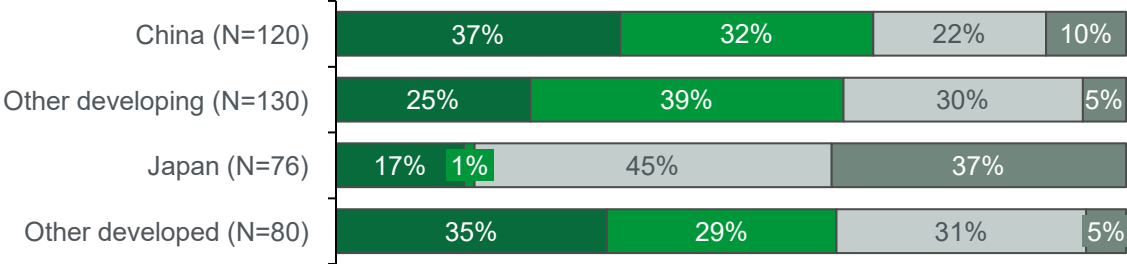
Percentage of respondents

Patient information and booking systems



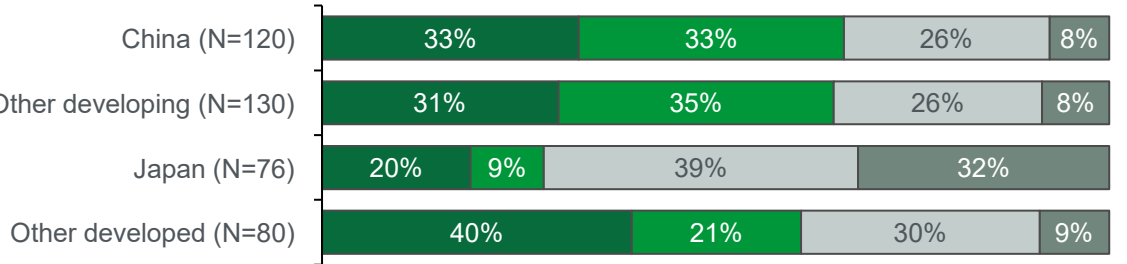
Speciality care patient consultation

(e.g. telemedicine to offer speciality consultation to cancer patients)



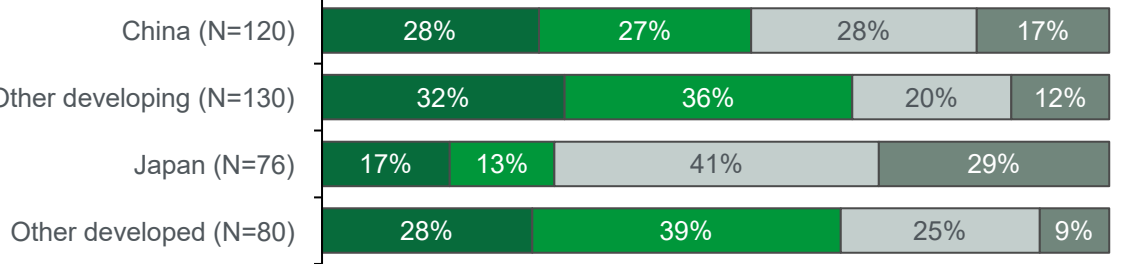
In-room patient systems

(e.g. smart in-room systems providing alert notifications on patient health)



Remote patient monitoring

(e.g. glucose monitor, heart rate monitor)



Currently using Trialling Interested, exploring how this can be adopted Not a priority

*Survey question: 'Digitalisation of hospitals is gaining traction in many countries. What digital health solutions have you adopted/would you like to adopt?' Other developed markets include South Korea, Australia and Singapore. Other developing markets include India, Indonesia and Thailand.
Source: L.E.K. 2022 APAC Hospital Priorities Survey

On average, 25%-35% of hospitals in most of APAC are using physician support systems to improve patient outcomes; Japan, however, consistently has lower adoption

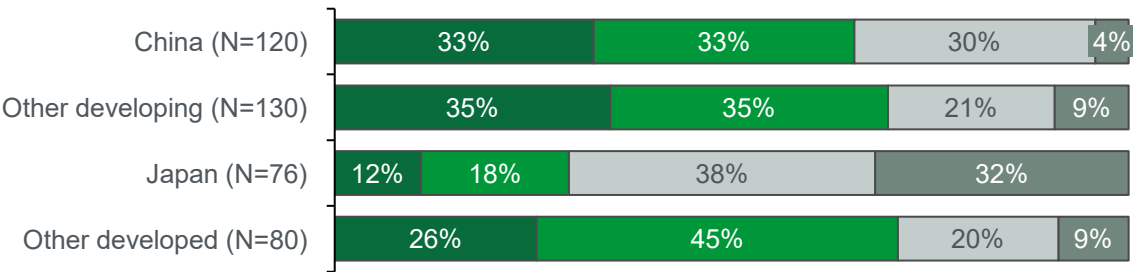
3 Digitalisation and innovation

Adoption of physician support systems digital solutions*

Percentage of respondents

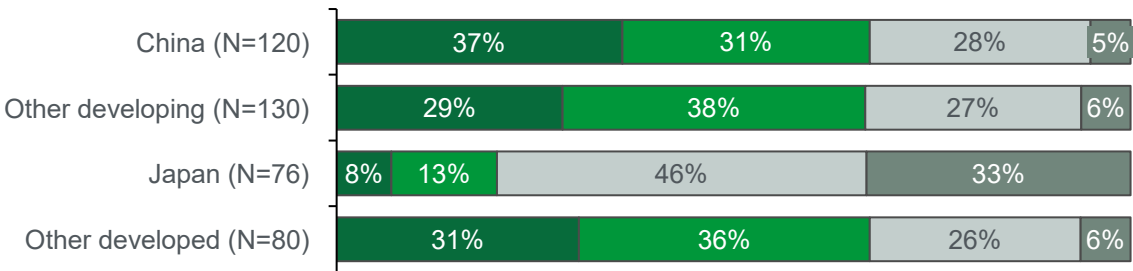
Medication management systems

(e.g. automated system for medicine supply)

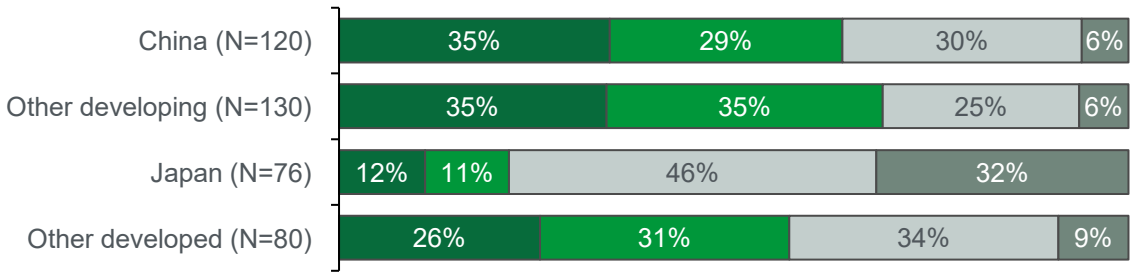


Clinical decision support tools

(e.g. AI-assisted image analysis)

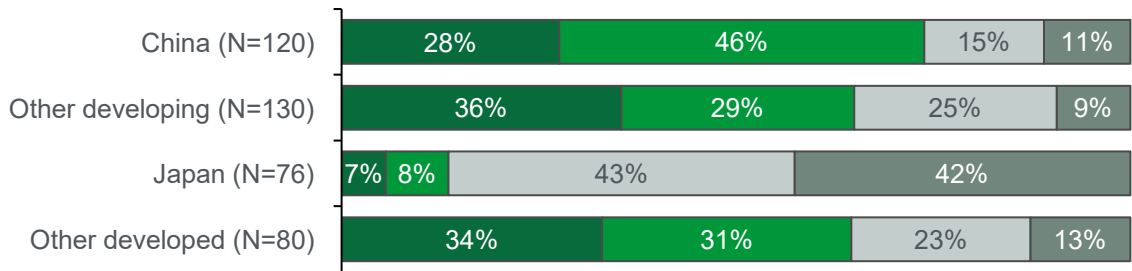


Clinical workflow management systems



Patient treatment

(e.g. 3D-printed implants)



Currently using Trialling Interested, exploring how this can be adopted Not a priority

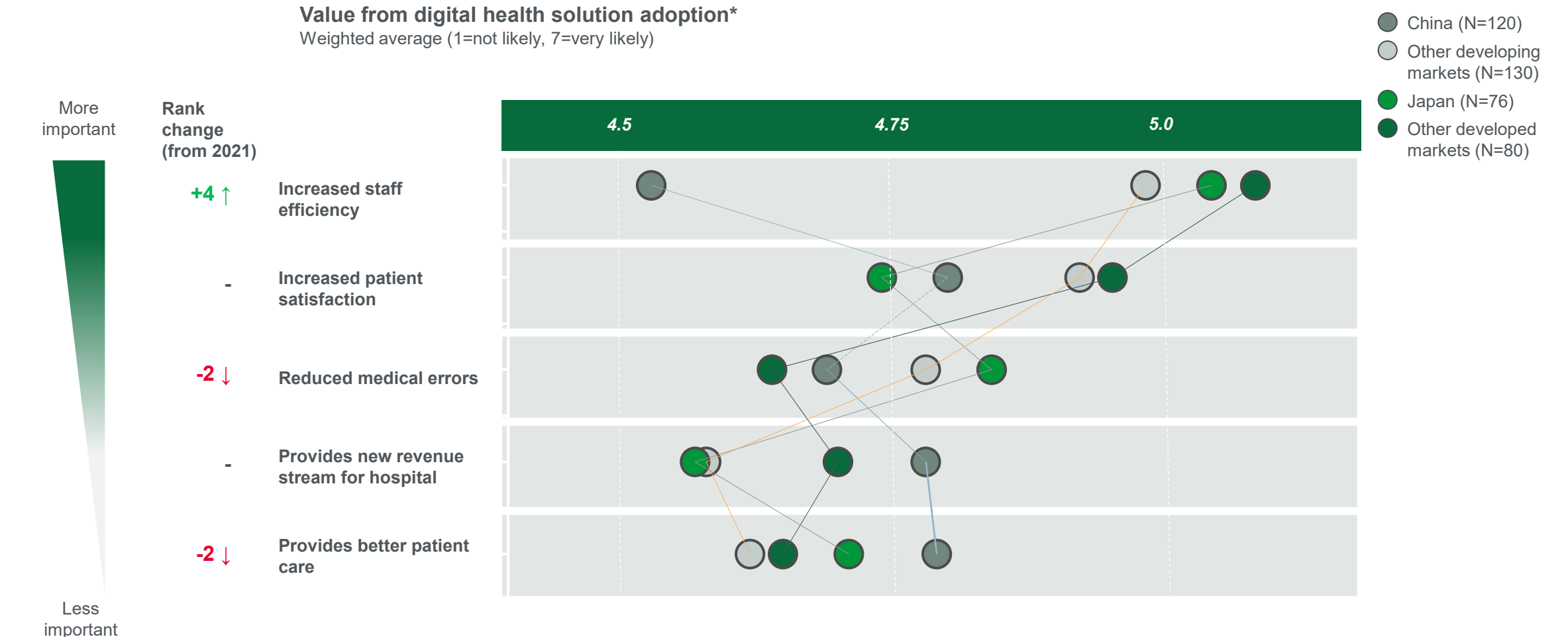
*Survey question: 'Digitalisation of hospitals is gaining traction in many countries. What digital health solutions have you adopted/would you like to adopt?' Other developed markets include South Korea, Australia and Singapore. Other developing markets include India, Indonesia and Thailand.

Source: L.E.K. 2022 APAC Hospital Priorities Survey

Most countries expect to increase staff efficiency/capacity and increase patient satisfaction with the adoption of digital health solutions; this is a shift in focus from reducing medical errors

3 Digitalisation and innovation

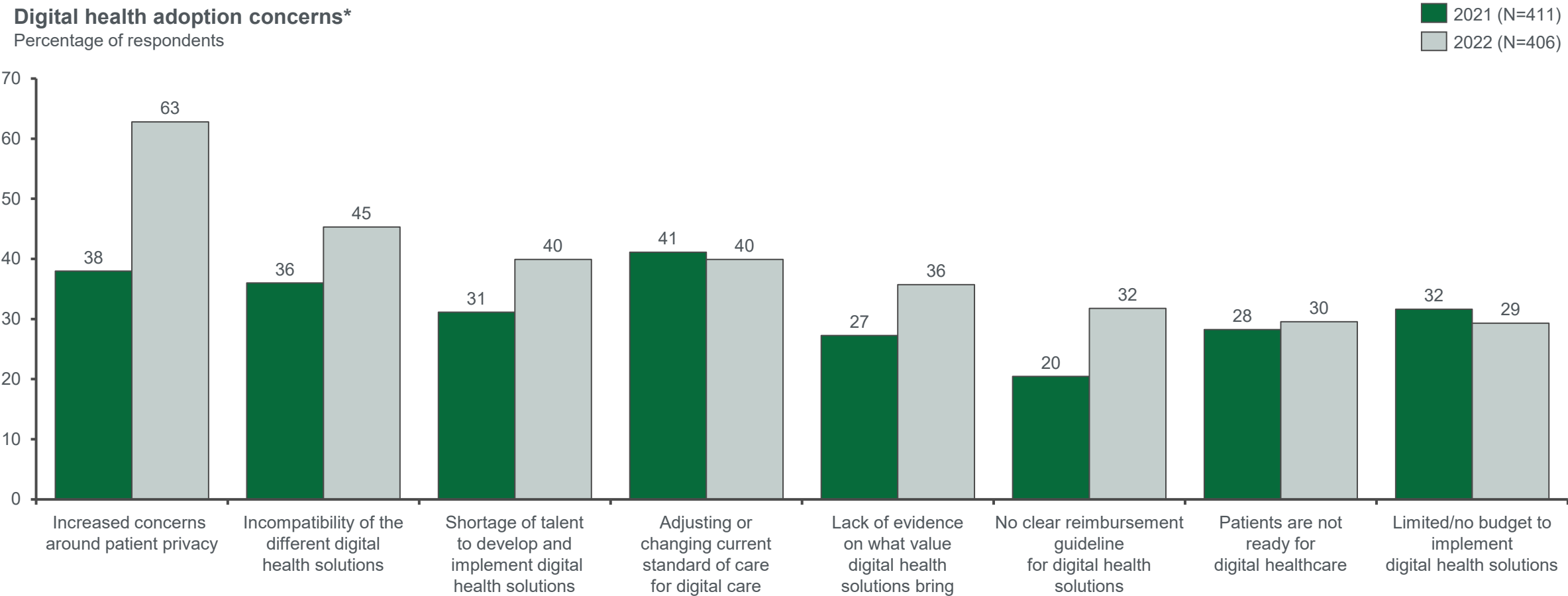
Value from digital health solution adoption*
Weighted average (1=not likely, 7=very likely)



*Survey question: 'What value do you think digital health solutions will likely bring about for your hospital?' ("1"=not likely, "7"=very likely). Other developed markets include South Korea, Australia and Singapore. Other developing markets include India, Indonesia and Thailand.
Source: L.E.K. 2021 and 2022 APAC Hospital Priorities Surveys


With increasing digital adoption, concerns around patient privacy and incompatibility between digital solutions are growing

3 Digitalisation and innovation



*Survey question: 'What are your concerns for digital health adoption?'
Source: L.E.K. 2022 APAC Hospital Priorities Survey

Connect with us



Fabio La Mola

Global Co-head and APAC Lead
– Healthcare and Life Sciences

✉ f.lamola@lek.com



Patrick Branch

Partner, Healthcare and Life
Sciences

✉ p.branch@lek.com



Neale Jones

Partner, Healthcare and Life
Sciences

✉ n.jones@lek.com



Stephen Sunderland

Partner, Healthcare and Life
Sciences

✉ s.sunderland@lek.com



Helen Chen

Greater China Managing Partner,
Healthcare and Life Sciences

✉ h.chen@lek.com



Arathi Sasidharan

Partner, Healthcare and Life
Sciences


✉ a.sasidharan@lek.com



Calvin Wijaya

Principal, Healthcare and Life
Sciences

✉ c.wijaya@lek.com



Arnaud Bauer

Principal, Healthcare M&A and
Services

✉ a.bauer@lek.com



Mei Young

Senior Manager, Healthcare and
Life Sciences

✉ mei.young@lek.com



Disclaimer

This document is intended to provide information and is for illustration purposes only. Accordingly, it must be considered in the context and purpose for which it has been prepared.

It cannot be relied upon by any recipient. In accepting this document, you agree that L.E.K. Consulting Pte. Ltd. and their affiliates, members, directors, officers, employees and agents (L.E.K.) neither owe nor accept any duty or responsibility or liability to you or any third party, whether in contract, tort (including negligence), or breach of statutory duty or otherwise, howsoever arising, in connection with or arising from this report or the use you or any third party make of it.

L.E.K. shall not be liable to you or any third party in respect of any loss, damage or expense of whatsoever nature that is caused by your or any third party's reliance on or for any use you or any third party may choose to make of the report, which you accept is at your or their own risk.

This report is based on information available at the time this report was prepared and on certain assumptions, including, but not limited to, assumptions regarding future events, developments and uncertainties, and contains 'forward-looking statements' (statements that may include, without limitation, projected market opportunities, strategies, competition, expected activities and expenditures, and at times may be identified by the use of words such as "may", "could", "should", "would", "project", "believe", "anticipate", "expect", "plan", "estimate", "forecast", "potential", "intend", "continue" and variations of these words or comparable words).

L.E.K. is not able to predict future events, developments and uncertainties. Consequently, any of the forward-looking statements contained in this report may prove to be incorrect or incomplete, and actual results could differ materially from those projected or estimated in this report. L.E.K. does not undertake any obligation to update any forward-looking statements for revisions or changes after the date of this report, and L.E.K. does not make any representation or warranty that any of the projections or estimates in this report will be realised. Nothing contained herein is, or should be relied upon as, a promise or representation as to the future.